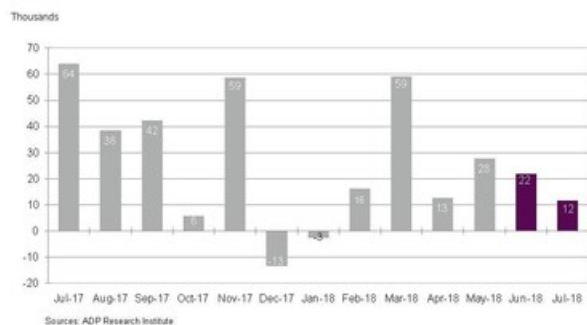


ADP Canada National Employment Report: Employment in Canada Increased by 11,600 Jobs in July 2018

Chart 1. Change in Total Nonfarm Payroll Employment



TORONTO, Aug. 16, 2018 /CNW/ -- Employment in Canada increased by 11,600 jobs from June to July according to the July *ADP® Canada National Employment Report*. Broadly distributed to the public each month, free of charge, the *ADP Canada National Employment Report* is produced by the ADP Research Institute®. The report, which is derived from actual ADP payroll data, measures the change in total nonfarm payroll employment each month on a seasonally-adjusted basis.

July 2018 Report Highlights

Total Canada Nonfarm Payroll Employment¹: 11,600

Industry Snapshot:

- Goods Producing:

- Manufacturing -2,100
- Construction 4,700
- Natural Resources and Mining -3,600

- Service Providing:

- Trade/Transportation and Utilities -1,200
- Information -3,800
- Finance/Real Estate 500
- Professional/Business Services 4,400
 - Professional/Technical 4,200
 - Management of Companies -900
 - Administrative and Support 1,000
- Education & Health Care 3,000
 - Educational Services -700
 - Health Care 3,700
- Leisure and Hospitality 10,800
- Other Services² -1,200

"We saw moderate job growth for the month of July," said Ahu Yildirmaz, vice president and co-head of the ADP Research Institute. "The growth is due to an up-tick in hiring in leisure and hospitality and solid improvements in healthcare and professional and business services. However, the industries closely tied to trade struggled with widespread losses."

The June total of jobs added was revised up from -10,500 to 22,000.

The August 2018 *ADP Canada National Employment Report* will be released at 8:30a.m.ET on September 20, 2018.

About the *ADP Canada National Employment Report*

The *ADP Canada National Employment Report* is a monthly measure of the change in total Canada nonfarm payroll employment derived from actual, anonymous payroll data of client companies served by ADP Canada. The report, which measures more than two million workers in Canada, is produced by the ADP Research Institute®, a specialized group within the company that provides insights around employment trends and workforce strategy.

Each month, the ADP Research Institute issues the *ADP Canada National Employment Report* as part of the company's commitment to adding deeper insights into the labour market in Canada and providing businesses, governments and others with a source of credible and valuable information. The *ADP Canada National Employment Report* is broadly distributed to the public each month, free of charge.

For a description of the underlying data and the statistical model used to create this report, please see "[ADP Canada National Employment Report. Development Methodology](#)".

About ADP (NASDAQ: ADP)

Powerful technology plus a human touch. Companies of all types and sizes around the world rely on ADP cloud software and expert insights to help unlock the potential of their people. HR. Talent. Benefits. Payroll. Compliance. Working together to build a better workforce. For more information, visit [ADP.com](#).

For more information about ADP Canada, visit [ADP.ca](#).

ADP, the ADP logo, ADP A more human resource. and the ADP Research Institute are registered trademarks of ADP, LLC. All other marks are the property of their respective owners. Copyright © 2018 ADP, LLC. All rights reserved.

¹ Including 14 industries (cf. report [methodology](#))

² Including public administration

SOURCE ADP, LLC

Chart 2. Historical Trend – Change in Total Nonfarm Payroll Employment

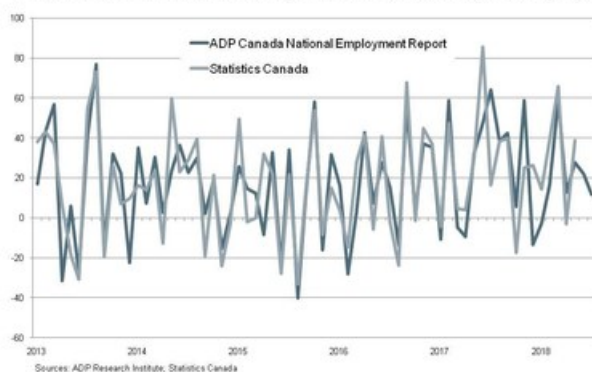
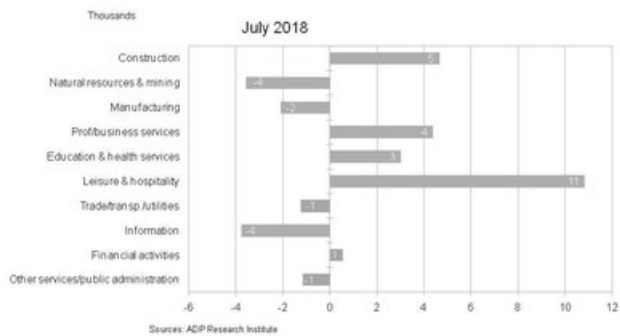


Chart 3. Change in Nonfarm Payroll Employment by Industry



A more human resource.®

For further information: Janine Allen, Kaiser Lachance Communications,. (416) 271-7002, janine.allen@kaiserlachance.com, <http://www.adp.com>

<https://mediacentre.adp.ca/2018-08-16-ADP-Canada-National-Employment-Report-Employment-in-Canada-Increased-by-11-600-Jobs-in-July-2018>